

Homework/Extension

Step 6: Divide 4 Digits by 1 Digit

National Curriculum Objectives:

Mathematics Year 5: (5C7b) [Divide numbers up to 4 digits by a one-digit number using the formal written method of short division and interpret remainders appropriately for the context](#)

Differentiation:

Questions 1, 4 and 7 (Varied Fluency)

Developing Find the missing value. No use of zero as a place holder and no exchanges. Short method of division supported by place value grid showing grouping.

Expected Find the missing value. Some use of zero as a place holder and including up to two exchanges. Pictorial support.

Greater Depth Identify the correct statement when finding the missing value. Use of zero as a place holder and including up to three exchanges.

Questions 2, 5 and 8 (Varied Fluency)

Developing Identify the correct answer to a division calculation. No use of zero as a place holder and no exchanges. Short method of division supported by place value grid showing grouping.

Expected Identify the correct answer to a division calculation. Some use of zero as a place holder and including up to two exchanges. Pictorial support.

Greater Depth Complete the missing digits to make the calculation true. Use of zero as a place holder and including up to three exchanges.

Questions 3, 6 and 9 (Reasoning and Problem Solving)

Developing Use the digit cards to complete a division sentence with given parameters. No use of zero as a place holder and no exchanges.

Expected Use the digit cards to complete a division sentence with given parameters. Some use of zero as a place holder and including up to two exchanges.

Greater Depth Use the digit cards to create a division sentence with given parameters. Use of zero as a place holder and including up to three exchanges.

More [Year 5 Multiplication and Division](#) resources.

Did you like this resource? Don't forget to [review](#) it on our website.

Divide 4 Digits by 1 Digit

1. Find the value of A.

8,624	
A	A

Thousands	Hundreds	Tens	Ones
1,000 1,000	100 100	10 10	1 1
1,000 1,000	100 100		1 1
1,000 1,000	100 100		
1,000 1,000			



VF
HW/Ext

2. Circle the correct answer to $8,448 \div 4$.

- 1,001

2,112

2,122

4,224

Thousands	Hundreds	Tens	Ones
1,000 1,000	100 100	10 10	1 1
1,000 1,000	100 100	10 10	1 1
1,000 1,000			1 1
1,000 1,000			1 1



VF
HW/Ext

3. Use the digit cards to complete a division calculation that has an odd answer between 1,000 and 1,500. You can use the digit cards more than once.

A

B

C

÷

3

=

1

2

- A is the largest odd number below 10.
- B is an even number divisible by 3.
- C is the largest multiple of 3 that is less than 10.

- 2

3

4

5

6

7

8

9

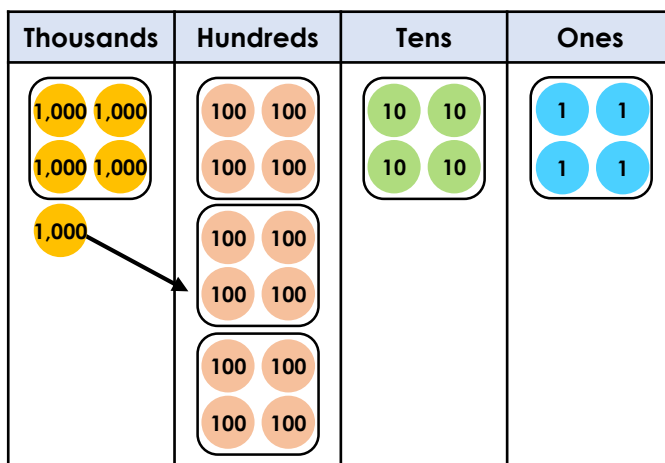


RPS
HW/Ext

Divide 4 Digits by 1 Digit

4. Find the value of A.

5,244			
A	A	A	A



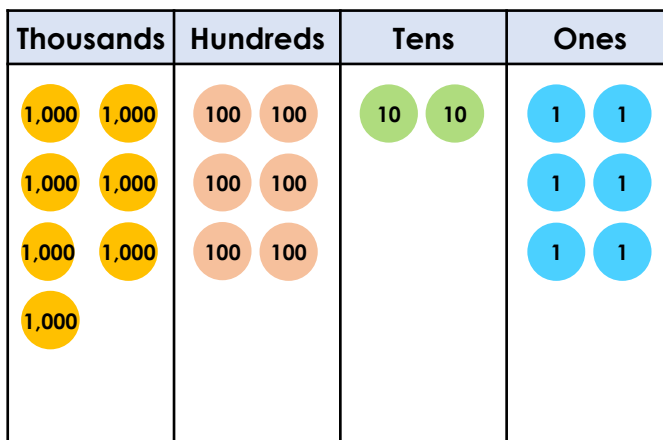
VF
HW/Ext

5. Circle the correct answer to $7,626 \div 6$.

- 1,261

1,271
- 1,621

1,001



VF
HW/Ext

6. Use the digit cards to complete a division calculation that has an answer between 1,000 and 1,500.

$$\boxed{\text{A}} \quad 5 \quad \boxed{\text{B}} \quad \boxed{\text{C}} \quad \div \quad 7 \quad = \quad 1 \quad \boxed{} \quad \boxed{} \quad 1$$

- A is an odd number close to 10.
- B is an even number.
- C is a prime number.

- 2

9

1

8

7

3

6

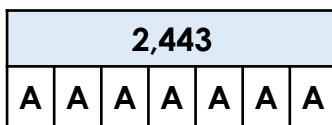
4



RPS
HW/Ext


Divide 4 Digits by 1 Digit

7. Mohammed and Ali are discussing the bar model representation below.




Mohammed

I think A is 349.



Ali

I think A is 339.



Who do you agree with?



VF
HW/Ext

8. Circle the correct answer to $4,109 \div 7$.

587

578

785

567



VF
HW/Ext

9. Use the digit cards to complete a division calculation that has an answer below 1,000. You can only use each card once.

$$\begin{array}{|c|} \hline \text{A} \\ \hline \square \\ \hline \end{array} \begin{array}{|c|} \hline \square \\ \hline \end{array} \begin{array}{|c|} \hline \square \\ \hline \end{array} \begin{array}{|c|} \hline \text{B} \\ \hline \square \\ \hline \end{array} \div 9 = \begin{array}{|c|} \hline \square \\ \hline \end{array} \begin{array}{|c|} \hline \square \\ \hline \end{array} \begin{array}{|c|} \hline \square \\ \hline \end{array}$$

A is a prime number between 3 and 9.

B is an odd number.

0

9

5

8

5

5

6

4



RPS
HW/Ext

Homework/Extension

Divide 4 Digits by 1 Digit

Developing

1. **A = 4,312**
2. **2,112**
3. **$3,969 \div 3 = 1,323$**

Expected

4. **A = 1,311**
5. **1,271**
6. **$9,527 \div 7 = 1,361$**

Greater Depth

7. **Mohammed is correct.**
8. **587**
9. **$5,805 \div 9 = 645$**